

POLLY PERIWINKLE

picks a hat



written by rose mcfarland

art by chris padovano.

Copyright © 2012 by Rose McFarland

Story by Rose McFarland

Illustrated by Chris Padovano

ISBN 9780985976484-51295

All rights reserved. No part of this book may be translated, reproduced or transmitted in any form by any means, electronic or mechanical, including photocopy, recording or by any information storage or retrieval system, without the permission in writing from the copyholder.

Printed in the USA


www.roseschildrensbooks.com

*Dedicated to Sophie, Jason and William
who inspire me to see the fun in each and
every day.*




**Picture Polly Periwinkle perching in a tree
Her long lovely violet hair swinging to her knees.**

**She likes to see from way up high
and look at people passin'
Her favorite thing is their hats
and what might be the fashion.**







**Oh look, little Johnny's base ball cap,
it's red and green with letters.
And Susie's ballerina bonnet
has sparkly little feathers.**




**Jeffrey now his is quite the sight,
a western dream come true
With a wide brim and leather studs
his cowboy hats brand new.**





**Peter and Olivia
are by the swing set playing
Can you guess the game
by the hats that they are wearing?**

Both are shiny, round and bright
that twinkle in the sun
They're astronauts upon the moon
with helmets, it's so fun.



**Willie, now what's he got,
it's hard to see, I know
Is that a flashlight on his hat,
tied with strings and bow
He likes to look at bugs and worms
that burrow in the ground
And all the living creatures
that make a
whirling sound.**








**If you were Polly Periwinkle
could you pick which hat's the best?
Cowboys, Ballerinas, Astronauts, lets guess.**



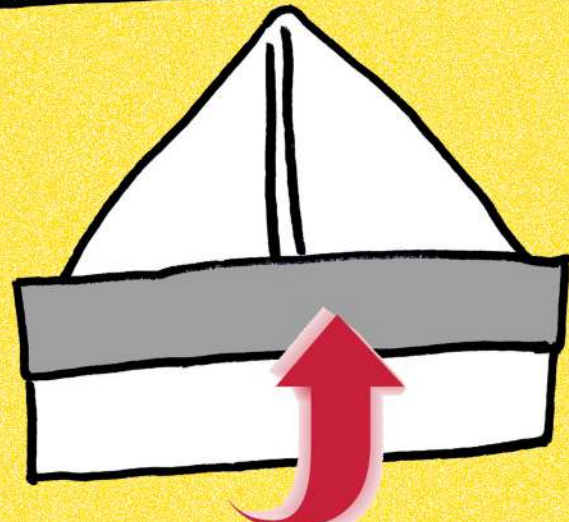
**We've seen a lot today, I know,
it's hard to pick just one
So why don't you make your own
and have a little fun.**

MAKE YOUR OWN NEWSPAPER HAT

GET A PIECE OF NEWSPAPER
AND FOLD IT OVER



FOLD THE TWO TOP CORNERS IN



FOLD THE BOTTOM UP
AND FLIP IT OVER AND
DO THE SAME TO THE
OTHER SIDE

About the Author



Rose McFarland lives in the Pacific Northwest with her 3 children, a dachshund named Daisy and a cat called Spooky. She enjoys writing, working on her web pages and visiting the great outdoors.

She loves to hear from her readers at rose.mcfarland@ymail.com